




Nicor Hydroconn® AMR Series III Inline Connector Mating Instructions


Step 1: Align the inline connector with arrows pointing toward each other.




Step 2: Press firmly together making sure arrows still line up. DO NOT TWIST.



Step 3: Lay connector into one half of security seal and make sure it fits snug.



Step 4: Close other half of security seal and snap pins thru the holes.



NOTE: This seal can only be used once. If opened pins will break.