



# NICOR™

## Modular Meter Box™ Assembly Instructions


**1**

Arrange the 2 short and 2 long panels as shown for pre-assembly



**2**

Assemble the box starting with the left long panel and the bottom short panel.



**3**



Align the top dovetail joint and secure with thumb and forefinger.



**4**

While still securing the top dovetail joint with your fingers, firmly knock the bottom of the short panel with the palm of your hand or using a rubber mallet. This will seat the rest of the joints locking it into place.

Ensure that the panels are fitting flush together.





# NICOR™

## Modular Meter Box™ Assembly Instructions

**5** Continue this method moving around the box counter clockwise until you have fully assembled the box.

